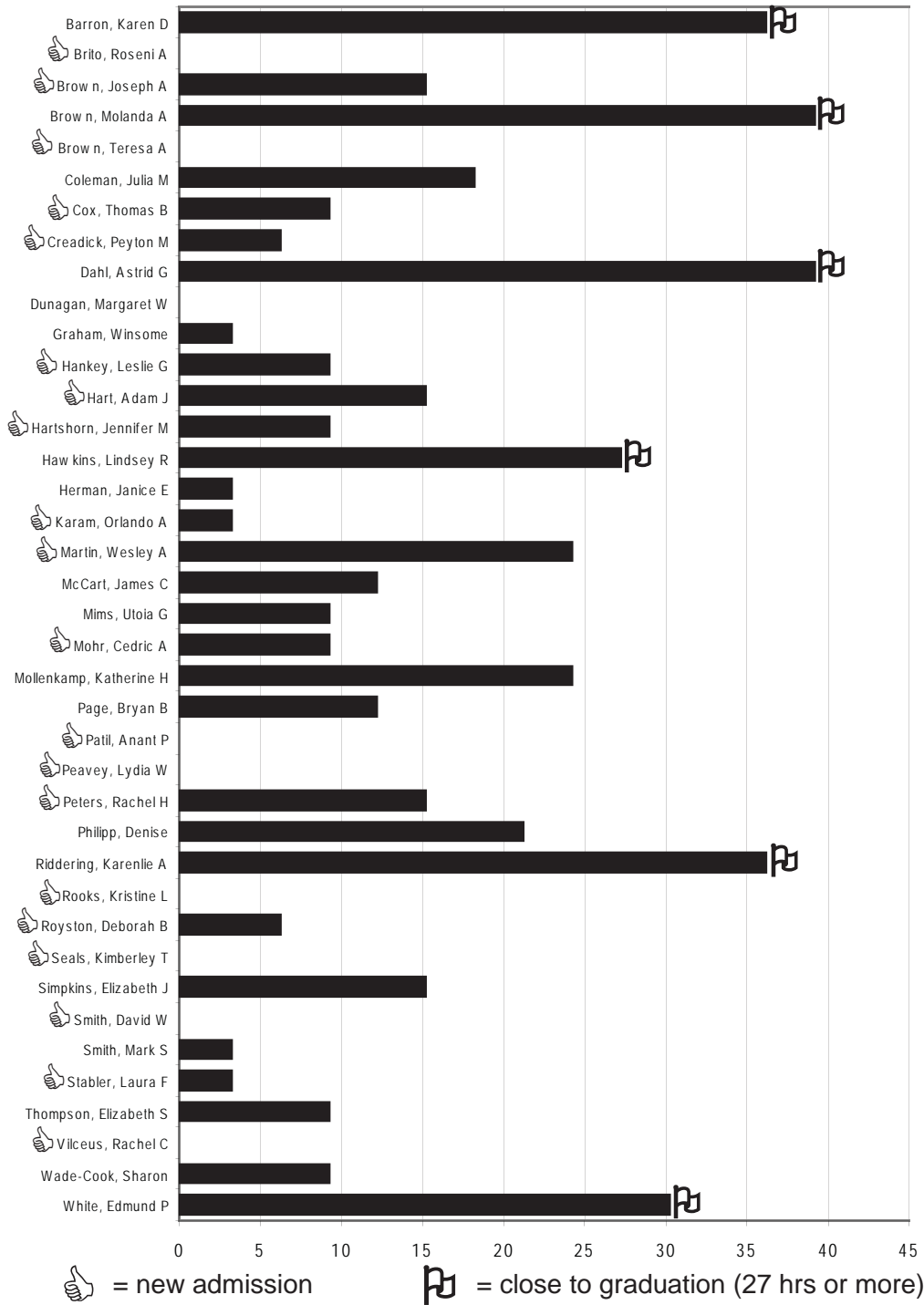



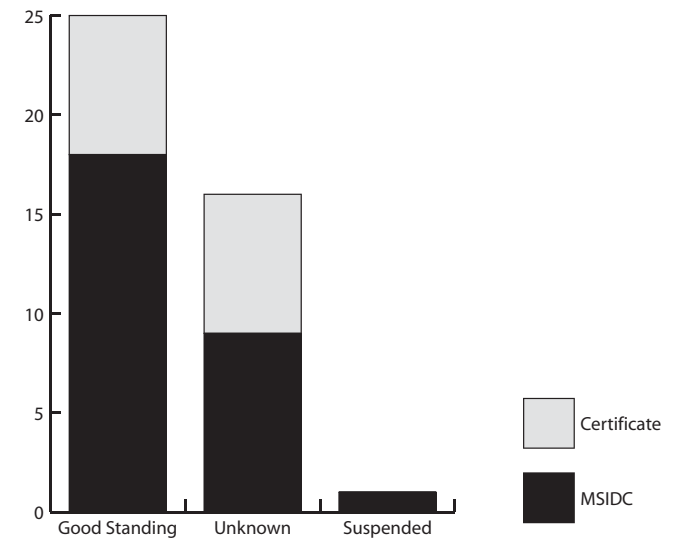
TCOM Students' Credits



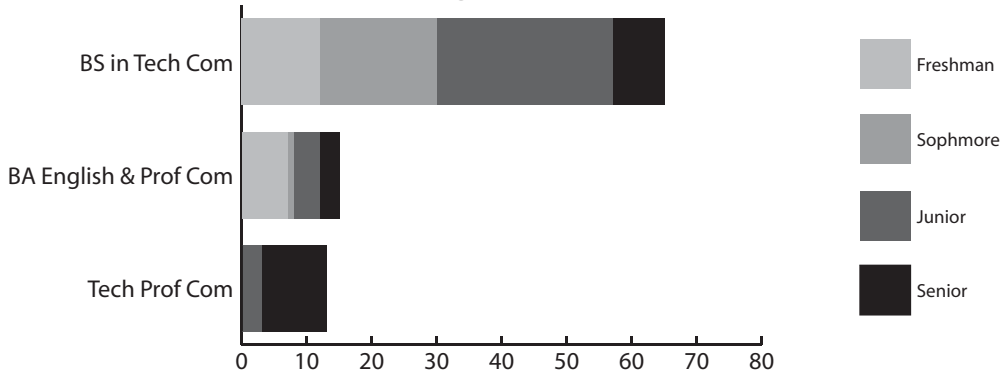
Fall '08 TCOM Courses/Enrollment



Academic Standing



Fall 2008 TCOM Undergraduate Students



ETC&MA Course Enrollment

Course	Fall 2007		Fall 2008		% Change		Spring 2008		Spring 2009 - Projected			
	Sections	Enrolled	Sections	Enrolled	Sections	Enrolled	Sections	Enrolled	Sections		Enrolled	
									Min	Max	Min	Max
ARTS 2001	3	113	4	176	33.3%	55.8%	3	137	4	5	154	213
ARTS 2002	1	46	1	43	0.0%	-6.5%	1	41	1	1	38	46
ARTS 2003	2	89	2	90	0.0%	1.1%	2	90	2	3	91	101
ARTS 2004	1	37	1	26	0.0%	-29.7%	0	0	0	0	0	0
ARTS 2005	1	7	1	4	0.0%	-43.9%	1	4	0	0	2	4
ENGL 1101	21	498	24	570	14.3%	14.5%	4	91	4	5	91	102
ENGL 1102	9	197	10	201	11.1%	2.0%	21	467	22	23	524	535
ENGL 21xx	8	227	10	332	25.0%	46.3%	9	203	6	9	207	297
SPCH2400	13	343	12	290	-7.7%	-15.5%	15	339	14	16	339	381
TCOM 2010	14	353	16	412	14.3%	16.7%	14	349	15	16	392	407
Total	73	1910	81	2144	11.0%	12.3%	70	1721	71	78	1838	2086

2008 New Admissions

ID	First	Last	Semester
* 133754	Tara	Alexander	Fall
140849	Roseni	Brilo	Spring
84397	Joseph	Brown	Fall
145898	Teresa	Brown	Fall
143634	Thomas	Cox	Spring
97277	Peyton	Creadick	Summer
* 97177	Charlene	Fain	Fall
141229	Leslie	Hankey	Spring
102865	Adam	Hart	Fall
59997	Jennifer	Hartshorn	Spring
75802	Orlando	Karam	Spring
* 44524	Marcia	Kelley	Spring
* 143212	Akiko	Kizushi	Spring
85814	Wesley	Martin	Fall
148085	Cedric	Mohr	Fall
* 141997	Winnie	Ndungu	Fall
147284	Anant	Patil	Fall
18219	Lydia	Peavey	Fall
112574	Rachel	Peters	Spring
148145	Kristine	Rooks	Fall
100482	Deborah	Royston	Fall
149843	Kimberley	Seals	Fall
149753	David	Smith	Fall
140705	Laura	Stabler	Spring
89367	Rachel	Vilceus	Fall

* students accepted but not enrolled